

# Instructions: AS207143 Non-Sparking Thermocouple Probe Assembly

 II 3 G Ex nA IIC Gc U

Document 1737634 Rev. A

## 1. Description

---

Thermocouple temperature detector assembly. Designed for installation in oil filled bearing housings.  
Operating temperature range: -184°C to 260°C.

## 2. Attestation of Conformity

---

This Attestation of Conformity is issued under the sole responsibility of the manufacturer.

Thermocouple probe assembly type: AS207143.

The product defined above is in conformity with the following relevant legislation:

ATEX Directive 2014/34/EU

EN 60079-0:2012+A11:2013 Explosive atmospheres - Part 0: Equipment - General requirements

EN 60079-15:2010 Explosive atmospheres - Part 15: Equipment protection by type of protection "n"

 11 July 2017

Rob Bohland, Ex Authorized Person

Minco Products, Inc

7300 Commerce Lane

Minneapolis, MN 55432 USA

## 3. Installation Instructions

---

The AS207143 thermocouple assembly is designed to be installed by threading the included FG104323 pressure seal fitting into the process (typically oil-filled bearing housing). The probe may be directly immersed in a fluid or installed in a dry well.

The temperature detector must be installed in such a way that armored end of the probe is protected from direct immersion in electrically conductive liquid. The tip of the probe must be protected against mechanical danger.

## 4. Special Conditions of Use

---

Maximum voltage:  $\leq 30$  V

## 5. Electrical Data

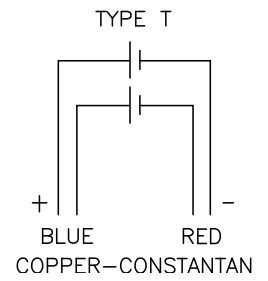
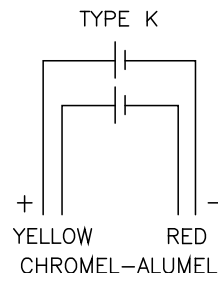
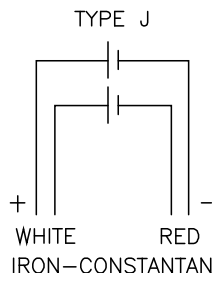
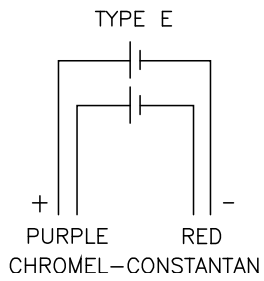
---

Maximum voltage:  $\leq 30$  V

## 6. Electrical Connections

---

### SCHEMATIC DIAGRAMS



## 7. Marking Example

---

